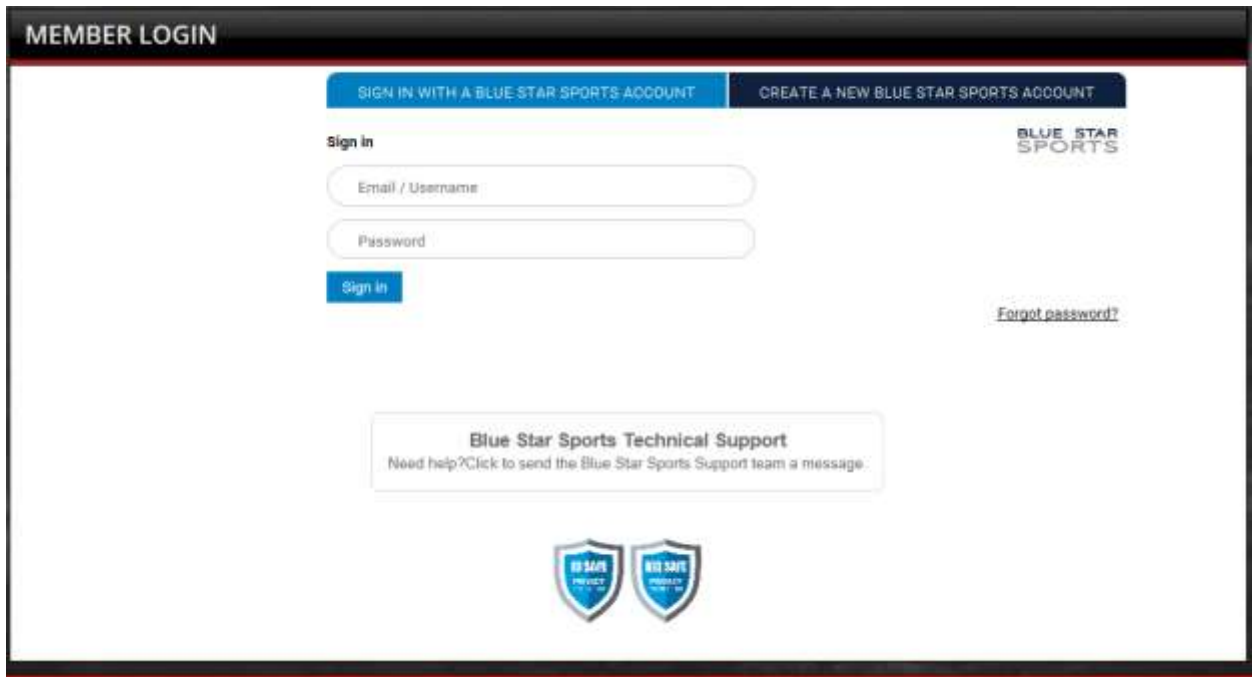


## How to Make Payments in Bonzi

Go to [www.jrwinterhawks.com](http://www.jrwinterhawks.com). Click “Member Login” at the top right of the screen.



Log in to your Bonzi member account.







Click "pay now."

**MY MEMBER ACCOUNT** My Member Account Home | [Sign Out](#)

- [Register Now](#)
- [Team Page](#)
- [View Team Assignments](#)
- [My Registrations](#)
- [Payment Plans](#)
- [Change My Password](#)
- [Add A Family Member](#)

**Member Profiles**

-  [↓](#)
-  [↓](#)
-  [↓](#)
-  [↓](#)

**Account Balances**

Event	Registration Date	Balance	
		\$1.00	<a href="#">Pay Now</a>

**Notices**

You have no current notices.

Click "Next."

**ACCOUNT SUMMARY**

**Payment for 2017/18 High School Varsity League**

**Registration Payment Summary**

Participants	Registration Category	Fees
	WVHL HS League	
	Base Fee	\$849.00
	Total Fees	\$849.00
	<b>Payments &amp; Adjustments</b>	
		-\$849.00
		\$1.00
	Account Balance	\$1.00

Click Next to continue.

[Back](#)[Next](#)

Click the “Payment Method” button “Debit/Credit Card.”

**PAYMENT**

**Payment Method**  
 Debit/Credit Card

\$1.00 will be billed to your debit/credit card when you click the Confirm Registration button.  
Check your member account for payment details.

**Billing**

Name  
Address 1  
Address 2  
City  
State/Province  
Zip/Postal Code  
Phone  
Email

Scroll to the bottom of the page. Adjust the amount you want to pay in the field “Pay This Amount”. Click “Finish.”

**Credit Card Information**

Debit/Credit Card Type

Expiration

Card Number

Security Code  [\(what's this?\)](#)

Balance. \$ 1.00

**Pay This Amount:**